

**CITY OF COVINA INVESTMENT REPORT
FOR THE MONTH ENDED AUGUST 31, 2024**

CASH AND INVESTMENT BALANCE	7/31/2024	\$96,841,587.25
RECEIPTS	8/1/24-8/31/24	44,747,318.92
DISBURSEMENTS	8/1/24-8/31/24	<u>(47,734,105.76)</u>
CASH AND INVESTMENT BALANCE	8/31/2024	<u><u>\$93,854,800.41</u></u>
 ANALYSIS OF CASH AND INVESTMENT BALANCE - BOOK VALUE		
INVESTMENT PORTFOLIO	Attachment A-2	\$62,508,897.68
LOCAL AGENCY INVESTMENT FUND	Attachment A-4	<u>23,543,379.31</u>
TOTAL PUBLIC INVESTMENTS		<u>86,052,276.99</u>
CHECKING / PETTY / STIFEL CASH BALANCES		<u>7,802,523.42</u>
CASH AND INVESTMENT BALANCE	8/31/2024	<u>93,854,800.41</u>
CASH HELD BY BOND TRUSTEES		<u>3,077,739.08</u>
TOTAL CASH AND INVESTMENT / BOND TRUSTEE CASH BALANCE	8/31/2024	<u><u>\$96,932,539.49</u></u>

The purpose of this report is to provide readers with the overall cash position of the City. There is sufficient investment liquidity to meet the pooled expenditures of all City's funds for the next 6 months.

**CITY OF COVINA
CASH AND INVESTMENT SUMMARY
FOR THE MONTH ENDED AUGUST 31, 2024**

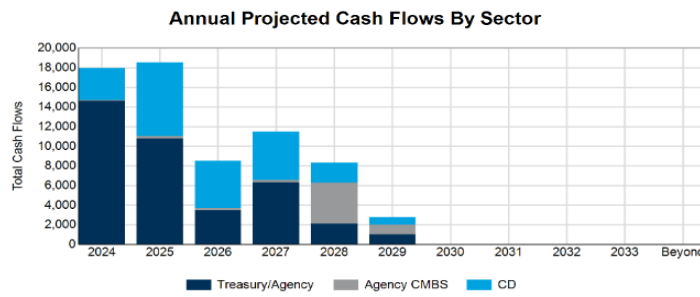
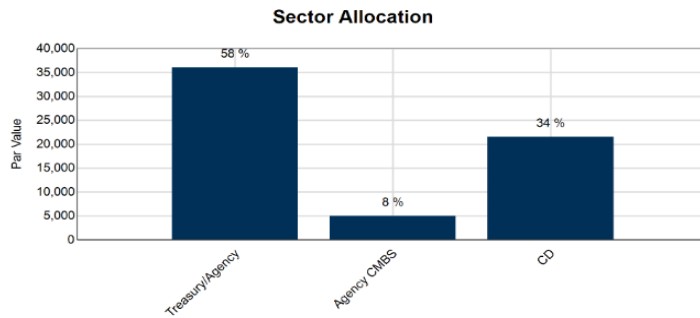
TYPE OF INVESTMENT	ISSUER	BOOK VALUE	ACQUISITION DATE	MATURITY DATE	MARKET VALUE
City of Covina:					
Drawer & Petty Cash	N/A	\$7,780.12	N/A	N/A	\$7,780.12
General - Checking Account	BMO	4,220,887.18	N/A	Demand	4,220,887.18
Public Agency Saving - Parking Fines	BMO	69,087.24	N/A	Demand	69,087.24
Utility Billing Account	BMO	38,924.11	N/A	Demand	38,924.11
Workers' Compensation - Checking Account	BMO	104,523.95	N/A	Demand	104,523.95
Payroll - Checking Account	BMO	333,395.54	N/A	Demand	333,395.54
Money Market	BMO	1,048,898.15	N/A	Demand	1,048,898.15
AFLAC Flexible Spending Account	BMO	17,309.46	N/A	Demand	17,309.46
STIFEL Cash Per GL	Various	1,961,717.67	Various	Various	1,961,717.67
STIFEL Investment Portfolio	Various	62,508,897.68	Various	Various	62,514,466.91
Local Agency Investment Fund	State of California	23,543,379.31	N/A	Demand	23,543,379.31
Subtotal (A)		\$93,854,800.41			\$93,860,369.64
Cash Held With 3rd Party Administrator:					
TRIP 2017A Covina	Wilmington Trust	\$591.08	N/A	Demand	\$591.08
LA County Loan Agreement	U.S. Bank	1,625,007.43	N/A	Demand	1,625,007.43
Other Post-Employment Benefits	Charles Schwab	1,445,415.94	N/A	Demand	1,445,415.94
2021 Taxable Pension Obligation Bonds	U.S. Bank	6,724.45	N/A	Demand	6,724.45
2019 Wastewater Refunding Bonds	U.S. Bank	0.18	N/A	Demand	0.18
Subtotal (B)		\$3,077,739.08			\$3,077,739.08
TOTAL (A+B)		\$96,932,539.49			\$96,938,108.72

The purpose of this schedule is to show the total cash and investments held by the City of Covina by account.

Exhibit A-2
CITY OF COVINA
 Stifel
 Investment Portfolio as of
 August 2024

Portfolio Overview

Book Value	
# Securities	128
Average Size (Book)	488
Yield at Book	4.96
Market Yield	4.83
\$ Gain/Loss	40
% Gain/Loss	0.1%
Average Life	1.60
Average Life +300bps	2.24
% Price Change +100bps	-1.16
% Price Change +300bps	-4.17
Effective Duration	1.08
Effective Convexity	-0.07
AFS / HTM%	100% / 0%
Fixed / Floating	100% / 0%
ESG/Green Par (000's)	\$0 / \$0



Investment Detail as of
 August 2024

Issuer	Purchase Date	Market Price Per Share	Total Original Cost		Coupon	CUSIP	Maturity	Trustee
			Qty	Value				
FEDL Agric MTG Corp- Medium Term Note	10/12/22	99.914000	1,000,000	\$ 1,000,000.00	5.1000	3134GX4R2	10/28/2025	Stifel
FEDL Agric MTG Corp- Medium Term Note	06/30/22	93.761000	1,000,000	915,357.70	0.9400	31422XGQ9	10/26/2026	Stifel
FEDL Agric MTG Corp - Medium Term Note	07/02/24	100.214000	1,000,000	1,000,000.00	5.2700	31424WLD2	7/9/2027	Stifel
Total Agricultural Mortgage			3,000,000	\$ 2,915,357.70				
FEDL Farm Credit Bank Bond	02/02/22	98.574000	1,000,000	\$ 998,647.01	1.3200	3133ENLU2	1/21/2025	Stifel
FEDL Farm Credit Bank Bond	02/02/22	94.583000	1,000,000	996,151.59	1.5000	3133ENKV1	1/13/2027	Stifel
Federal Farm Credit Bank Bond	04/07/22	98.368000	1,000,000	1,010,661.76	3.1500	3133EJDV8	3/22/2027	Stifel
FEDL Farm Credit Bank Bond	08/12/24	99.978000	1,000,000	1,000,000.00	4.6200	3133ERNS6	8/12/2027	Stifel
FEDL Farm Credit Bank Bond	01/10/23	99.819000	1,000,000	1,000,000.00	5.1400	3133EN6C9	1/18/2028	Stifel
Total Federal Farm Credit			5,000,000	\$ 5,005,460.36				

Investment Detail as of
August 2024

Issuer	Purchase Date	Market Price Per Share	Total Original Cost		Coupon	CUSIP	Maturity	Trustee
			Qty	Value				
FEDL Home Loan Bank Bond	06/30/22	98.785000	1,000,000	\$ 952,708.25	1.0000	3130AQF40	12/20/2024	Stifel
FEDL Home Loan Bank Bond	01/09/23	99.879000	2,000,000	2,000,000.00	5.0000	3130AUGG3	1/24/2025	Stifel
FEDL Home Loan Bank Bond	02/21/23	100.005000	1,000,000	1,000,000.00	5.3500	3130AV3C4	3/7/2025	Stifel
FEDL Home Loan Bank Bond	02/02/22	98.007000	1,000,000	1,014,665.94	2.6250	3130A6ZQ3	12/12/2025	Stifel
FEDL Home Loan Bank Bond	02/13/23	100.011000	1,000,000	1,000,000.00	5.6000	3130AUXK5	3/9/2026	Stifel
FEDL Home Loan MTG Corp - Medium Term Note	04/24/23	99.987000	1,000,000	1,000,000.00	5.1500	3134GYQT2	5/1/2026	Stifel
FEDL Home Loan Bank Bond	06/06/23	100.036000	1,000,000	1,000,000.00	5.5000	3130AWD80	6/12/2026	Stifel
FEDL Home Loan Bank Bond	04/07/22	98.153000	1,000,000	1,006,053.26	3.0000	3130A2VE3	9/11/2026	Stifel
FEDL Home Loan Bank Bond	03/25/24	99.954000	1,000,000	1,000,000.00	5.5000	3130B0LF4	9/21/2026	Stifel
FEDL NATL MTG ASSN Note	06/07/24	99.646000	1,000,000	1,000,000.00	5.2600	3135GATR2	6/10/2027	Stifel
FEDL Home Loan Bank Bond	10/12/22	99.997000	1,000,000	1,000,000.00	5.4100	3130ATN94	10/18/2027	Stifel
FEDL Home Loan Bank Bond	10/12/22	99.846000	1,080,000	1,079,730.00	5.5000	3130ATMD6	10/27/2027	Stifel
FEDL Home Loan MTG Corp Medium Term Note	06/01/23	99.939000	1,000,000	1,000,000.00	5.8500	3134GYTL6	12/14/2027	Stifel
FEDL Home Loan Bank Bond	02/22/23	100.009000	1,000,000	1,000,000.00	5.3000	3130AV4C3	3/9/2028	Stifel
FEDL Home Loan Bank Bond	04/10/23	99.938000	1,000,000	1,000,000.00	5.5000	3130AVMT6	4/28/2028	Stifel
FEDL Home Loan MTG Corp- Pool #WN2479	12/04/23	101.134700	1,000,000	993,437.50	4.9400	3132XGXH4	5/1/2028	Stifel
FEDL Home Loan Bank Bond	05/09/23	99.928000	1,000,000	1,000,000.00	5.0500	3130AVZG0	5/15/2028	Stifel
FEDL NATL MTG ASSN- Pool#BSB8718 Balloon	03/05/24	99.827400	1,000,000	986,562.50	4.3800	3140LKVL4	6/1/2028	Stifel
FEDL Home Loan MTG Corp - Medium Term Note	10/23/23	99.919000	1,000,000	1,000,000.00	6.0000	3134H1HY2	10/30/2028	Stifel
FEDL Home Loan MTG Corp- POOL#WN2537	04/16/24	101.394000	1,000,000	989,687.50	4.9000	3132XGZB5	12/1/2028	Stifel
FEDL Home Loan MTG Corp- Pool#WN2534	02/16/24	101.084600	1,000,000	997,187.50	4.9000	3132XGY83	12/1/2028	Stifel
FEDL Home Loan MTG Corp- POOL#WN2559	4/10/2024	100.771500	1,000,000	979,062.50	4.6000	3132XGZZ2	1/1/2029	Stifel
FEDL Home Loan Bank Bond	01/11/24	99.935000	1,000,000	1,000,000.00	5.5000	3130AYFM3	1/12/2029	Stifel
FEDL Home Loan Bank Bond	01/29/24	100.007000	1,000,000	1,000,000.00	5.4000	3130AYJX5	1/23/2029	Stifel
FEDL Home Loan Bank Bond	01/29/24	100.061000	1,000,000	1,000,000.00	5.3500	3130AYM86	1/24/2029	Stifel
FEDL Home Loan MTG Corp - Medium Term Note	02/12/24	99.875000	1,000,000	1,000,000.00	5.3500	3134H1RV7	2/8/2029	Stifel
FEDL Home Loan MTG Corp - Medium Term Note	02/20/24	99.920000	1,000,000	997,570.00	5.2500	3134H1TX1	2/23/2029	Stifel
FEDL Home Loan MTG Corp - Medium Term Note	02/22/24	100.012000	1,000,000	993,939.00	5.0000	3134H1UK7	2/23/2029	Stifel
FEDL Home Loan MTG Corp - Medium Term Note	03/25/24	99.910000	1,000,000	1,000,000.00	5.6250	3134H1WN9	3/27/2029	Stifel
FEDL NATL MTG ASSN Note	05/14/24	99.968000	1,000,000	1,000,000.00	5.7500	3135GASM4	5/15/2029	Stifel
Tennessee Valley Auth- PWR Bond 1995 SER E	06/30/22	102.684000	1,000,000	1,042,449.56	6.7500	880591CJ9	11/1/2025	Stifel
FEDL Home Loan Bank Bond	5/29/2024	100.002000	1,000,000	1,000,000.00	6.0000	3130B1ME4	6/4/2029	Stifel
Total Federal Home Loan			33,080,000	\$ 33,033,053.51				
Bank of Baroda- New York NY CD	05/09/23	99.958000	245,000	\$ 245,000.00	5.0500	06063HQL0	11/15/2024	Stifel
Greenstate Credit Union- North Liberty IA SH CTF	05/11/23	100.029000	245,000	245,000.00	5.1500	39573LEA2	11/18/2024	Stifel
Oklahoma Fedl CR UN- Oklahoma City OK CD	11/14/22	99.989000	245,000	245,000.00	5.0000	67886WAB3	11/22/2024	Stifel
Tech Credit Union- Crown Point in CD CTF	05/15/23	100.031000	245,000	245,000.00	5.1500	87823TAD0	11/25/2024	Stifel
USAlliance FCU- Rye NY SHS CTF	11/14/22	100.024000	245,000	245,000.00	5.0000	90352RCW3	11/29/2024	Stifel
Cross River Bank- Teaneck NJ CD	06/06/23	100.095000	245,000	245,000.00	5.2500	227563CS0	12/16/2024	Stifel
Americu CR UN- Rome NY SHS CTF	06/13/23	100.145000	245,000	245,000.00	5.3500	03065QAP3	12/23/2024	Stifel
Keypoint CR UN- San Jose CA SHS CTF	12/13/23	100.000000	245,000	245,000.00	5.4000	49332PAC4	12/27/2024	Stifel

Investment Detail as of
August 2024

Issuer	Purchase Date	Market Price Per Share	Total Original Cost		Coupon	CUSIP	Maturity	Trustee
			Qty	Value				
Jefferson Finl FCU-Metirie LA SHS CTF	06/21/23	100.119000	245,000	\$ 245,000.00	5.2500	474067CH6	12/30/2024	Stifel
Western Alliance Bank-Phoenix AZ CD	06/26/23	100.087000	245,000	245,000.00	5.2500	95763PPD7	1/7/2025	Stifel
Knoxville TVA Employees - Credit Union	04/13/23	98.932000	249,000	236,275.11	1.9500	499724AL6	1/16/2025	Stifel
Live Oak Bkg Co - Wilmington NC CD	03/03/22	98.697000	249,000	248,751.00	1.8500	538036HW7	2/14/2025	Stifel
Corp America Family CU-Elgin IL CD	02/13/24	100.000000	245,000	245,000.00	5.0000	219873AA4	2/21/2025	Stifel
Sound CR UN-Tacoma WA SHS CTF	02/06/23	100.203000	245,000	245,000.00	5.1000	83616HAC8	2/21/2025	Stifel
BMW Bank North America - Salt Lake City UT CD	03/01/22	98.549000	245,000	245,000.00	1.8000	05580AK37	3/4/2025	Stifel
American Express Natl BK - Salt Lake City UT CD	03/01/22	98.508000	245,000	245,000.00	1.8000	02589ABP6	3/10/2025	Stifel
Bethpage FED CR UN-Bethpage NY SHS CTF	04/29/24	100.362000	245,000	245,000.00	5.2500	08756MAA8	5/13/2025	Stifel
NexBank Dallas TX CD	05/09/23	100.134000	245,000	245,000.00	5.0500	653344CD1	5/15/2025	Stifel
Centris FEDL CR UN-Omaha NE SHS CTF	05/09/23	100.243000	245,000	245,000.00	5.0000	15643VAB8	5/24/2025	Stifel
Credit Union of Texas-Allen TX SHS CTF	05/11/23	100.103000	245,000	245,000.00	5.1500	22551KAZ5	5/27/2025	Stifel
First Choice FEDL CR UN-New Castle PA SHS CTF	05/17/23	100.242000	245,000	245,000.00	5.0000	31949HAA9	5/27/2025	Stifel
Lafayette FEDL CR UN-Rockville MD SHS CTF	11/22/23	100.668000	245,000	245,000.00	5.5500	50625LBP7	5/30/2025	Stifel
Barclays Bank DE-Wilmington DE CD	05/24/22	98.799000	245,000	245,000.00	3.0500	06740KQS9	6/2/2025	Stifel
Global Federal CR UN-Anchorage AK SHS CTG	06/06/23	100.458000	245,000	245,000.00	5.2000	37892MAL8	6/16/2025	Stifel
SCE FCU-Irwindale CA SHS CTF	12/13/23	100.315000	245,000	245,000.00	5.0000	78413RAJ6	6/20/2025	Stifel
Community West CR UN-Kentwood MI CD	12/12/22	100.325000	245,000	245,000.00	5.0000	20416JAC8	6/23/2025	Stifel
Oregon CMNTY CR UN-Eugene OR SHS CTF	06/16/23	100.458000	245,000	245,000.00	5.1500	68584JAE9	6/23/2025	Stifel
BMO Harris Bank NA-Chicago IL CD	06/23/22	98.873000	245,000	245,000.00	3.2000	05600XGK0	6/24/2025	Stifel
Liberty Fed CR UN-Evansville IN SHS CTF	07/01/23	100.660000	245,000	245,000.00	5.3000	53052LAW9	7/14/2025	Stifel
American First CR UN-Brea CA SHS CTF	06/30/22	98.903000	245,000	245,000.00	3.2500	02616ABJ7	7/15/2025	Stifel
Valley Strong CR UN-Bakersfield CA SHS CTF	01/04/23	100.017000	245,000	245,000.00	5.1000	920133AL9	7/18/2025	Stifel
Technology CR UN-San Jose CA SH CTF	01/09/23	100.069000	245,000	245,000.00	5.1000	87868YAH6	7/21/2025	Stifel
TTCU Federal CR Union-Tulsa OK CD	07/10/23	100.748000	245,000	245,000.00	5.3500	89854LAE3	7/25/2025	Stifel
Communitywide FEDL CR UN-South Bend IN SHS CTF	08/04/23	100.833000	245,000	245,000.00	5.2000	20416TBD3	8/29/2025	Stifel
Flagstar Bank NA - Hicksville NY CD	06/06/24	100.906000	245,000	245,000.00	5.3000	33847GHY1	9/12/2025	Stifel
First Bank - Hamilton NJ CD	06/06/24	100.775000	245,000	245,000.00	5.1500	319137CJ2	9/18/2025	Stifel
Washington State Bank-Washington IA CD	4/2/2024	100.692000	245,000	245,000.00	5.0000	93974LAG5	10/9/2025	Stifel
First Natl Bank of Amer-East Lansing MI CE	05/16/22	98.430000	245,000	245,000.00	3.0000	32110YXE0	11/28/2025	Stifel
Advantage FEDL CR UN-Rochester NY SHS CTF	08/24/23	101.334000	245,000	245,000.00	5.3000	00790JAD4	12/31/2025	Stifel
Southwest Heritage CU-Odessa TX SHS CTF	06/26/23	101.100000	245,000	245,000.00	5.1000	84503PAF7	1/7/2026	Stifel
Jovia FINL FEDL CR UN - Westbury NY CD	7/2/2024	101.026000	245,000	245,000.00	5.0000	48115LAL8	1/20/2026	Stifel
Marine FEDL CR UN-Jacksonvill NC SHS CTF	08/27/24	100.198000	245,000	245,000.00	4.3500	56824JBB9	2/27/2026	Stifel
Truliant FEDL CR UN-Winston Salem NC SHS CTF	03/09/23	101.438000	245,000	245,000.00	5.1500	89789AAH0	3/23/2026	Stifel
Ally Bank - Midvale UT CD	04/27/22	97.904000	245,000	245,000.00	2.8500	02007GQQ9	5/5/2026	Stifel

Investment Detail as of
August 2024

Issuer	Purchase Date	Market Price Per Share	Total Original Cost		Coupon	CUSIP	Maturity	Trustee
			Qty	Value				
Morgan Stanley PVT BK NA - Purchase NY CD	05/14/24	101.495000	245,000	\$ 245,000.00	5.0500	61768E3X9	5/22/2026	Stifel
Global FED CR UN - Anchorage AK SHS CTF	05/14/24	101.586000	245,000	245,000.00	5.0500	37892MAP9	5/29/2026	Stifel
JPMorgan Chase Bank NA- Columbus OH CD	06/20/24	100.430000	245,000	245,000.00	5.4000	46657VCG3	6/25/2026	Stifel
Inspire FEDL CR UN- Bristol PA SHS CTF	06/29/23	101.643000	245,000	245,000.00	5.0000	457731AQ0	6/30/2026	Stifel
GESA CR UN- Richland WA CD	07/19/23	102.225000	245,000	245,000.00	5.2500	37424PAH7	7/31/2026	Stifel
Pima FEDL CR UN- Tucson AZ SHS CTF	08/02/23	102.406000	245,000	245,000.00	5.3000	722000AC0	8/17/2026	Stifel
Signature Federal Cred U Kodabank- Drayton ND CD	08/16/23	102.465000	245,000	245,000.00	5.3000	82671DAG2	8/28/2026	Stifel
First NATL Bank- Damariscotta ME CD	03/09/23	101.969000	245,000	245,000.00	5.0000	50007DAC3	9/22/2026	Stifel
Austin Telco Fed CR UN- Austin TX SHS CTF	03/09/23	101.972000	245,000	245,000.00	5.0000	32117BFR4	9/23/2026	Stifel
Baxter CR UN- Vernon Hills IL SHS CTF	11/14/22	102.283000	245,000	245,000.00	5.0500	052392CC9	11/27/2026	Stifel
First Foundation Bank - Irvine CA CD	11/14/22	102.198000	245,000	245,000.00	5.0000	07181JAV6	11/30/2026	Stifel
All in FED CR Union- Daleville AL SHS CTF	06/05/24	102.220000	245,000	245,000.00	5.0625	32026U5X0	12/14/2026	Stifel
State Bank of India - New York NY CD	12/07/22	101.042000	245,000	245,000.00	4.4500	01664MAA4	12/21/2026	Stifel
Pentagon Federal CR UN - Tysons Corner VA	02/01/22	94.868000	245,000	245,000.00	1.7500	856285G21	2/9/2027	Stifel
Sallie Mae Bank - Salt Lake City UT CD	02/02/22	94.698000	245,000	245,000.00	1.7000	70962LBE1	2/18/2027	Stifel
Beal Bank - Las Vegas NV CD	02/16/22	95.853000	245,000	245,000.00	2.2000	795451BH5	2/23/2027	Stifel
Beal Bank - Plano TX CD	03/01/22	95.479000	245,000	245,000.00	2.0500	07371CK81	3/3/2027	Stifel
Medallion Bank - Salt Lake City UT CD	03/01/22	95.479000	245,000	245,000.00	2.0500	07371AZQ9	3/3/2027	Stifel
Capital One Bank USA NA - Glen Allen VA CD	03/01/22	95.436000	245,000	245,000.00	2.0500	58404DNG2	3/8/2027	Stifel
Synchrony Bank - Draper UT CD	04/07/22	96.915000	245,000	245,000.00	2.7000	14042TFJ1	4/13/2027	Stifel
Capital One NA - Mclean VA CD	04/07/22	96.913000	245,000	245,000.00	2.7000	87165FK45	4/14/2027	Stifel
Goldman Sachs Bank USA - New York NY CD	04/27/22	97.733000	245,000	245,000.00	3.0500	14042RRA1	5/4/2027	Stifel
Toyota Finl Svgs Bank- Henderson NV CD	04/27/22	97.723000	245,000	245,000.00	3.0500	38149M6Y4	5/11/2027	Stifel
Morgan Stanley Bank NA- Salt Lake City UT CD	05/09/22	98.095000	245,000	245,000.00	3.2000	89235MNH0	5/17/2027	Stifel
Morgan Stanley PVT BK NA- Purchase NY CD	05/16/22	98.221000	245,000	245,000.00	3.2500	61690UJ68	5/19/2027	Stifel
Discover Bank- Greenwood DE CD	05/16/22	98.221000	245,000	245,000.00	3.2500	61768EJR5	5/19/2027	Stifel
Credit Union New Jersey - Ewing NJ SHS CTF	05/20/22	98.088000	245,000	245,000.00	3.2000	254673E36	5/24/2027	Stifel
Workers FEDL Credit UN- Littleton MA SHS CTF	06/25/24	100.693000	245,000	245,000.00	5.4611	22552BAA9	7/9/2027	Stifel
Rogue Credit Union- Medford OR SHS CTF	08/27/24	100.283000	245,000	245,000.00	4.0000	98138MCK4	8/30/2027	Stifel
Ideal Credit Union- Woodbury MN SHS CTF	11/14/22	100.080000	245,000	245,000.00	5.2000	77535MAE3	11/26/2027	Stifel
Alliant Credit Union- Chicago IL SHS CTF	12/07/22	101.921000	245,000	245,000.00	4.5000	45157PAZ3	12/29/2027	Stifel
Cornerstone Bank- Fargo ND CD	12/20/22	103.018000	245,000	245,000.00	4.8500	01882MAA0	12/30/2027	Stifel
Connexus Credit Union- Wausau WI SHS CTF	05/01/23	100.892000	245,000	245,000.00	-	219232CR4	5/10/2028	Stifel
First FEDL S&L ASSN - Lakewood OH CD	06/05/23	100.053000	245,000	245,000.00	5.4000	20825WBN9	6/15/2028	Stifel
	06/20/24	101.167000	245,000	245,000.00	5.3589	32023HBV9	6/28/2028	Stifel

Investment Detail as of
August 2024

Issuer	Purchase Date	Market Price Per Share	Total Original Cost		Coupon	CUSIP	Maturity	Trustee
			Qty	Value				
CY Fair FCU- Houston TX SHS CTF	06/26/23	101.225000	245,000	\$ 245,000.00	5.3000	23248UAC1	7/14/2028	Stifel
Numerica Credit Union- Spokane VLY WA SHS CTF	07/12/23	104.512000	245,000	245,000.00	5.1000	67054NBK8	7/31/2028	Stifel
GHS FED CR UN- Binghamton NY SHS CTF	08/02/23	100.792000	245,000	245,000.00	5.6000	36266LAB2	8/17/2028	Stifel
Tucson FEDL CR UN- Tucson AZ CD	09/01/23	104.273000	245,000	245,000.00	5.0000	898812AC6	9/8/2028	Stifel
Money One FCU- Largo MD SHS CTF	09/01/23	104.293000	245,000	245,000.00	5.0000	60936TAL3	9/14/2028	Stifel
Dannemora FED CR UN- Plattsburgh NY CD	12/20/23	100.345000	245,000	245,000.00	5.3000	236334AD0	12/28/2028	Stifel
Bridgewater Bank - Bloomington MN CD	06/20/24	100.492000	245,000	245,000.00	5.3500	108622PX3	6/28/2029	Stifel
ClearPath FED CR UN - Burbank CA SHS CTF	07/09/24	100.817000	245,000	245,000.00	5.4000	18507MAD3	7/30/2029	Stifel
Altaone FED CR UN - Ridgecrest CA SHS CTF	8/27/2024	100.000000	245,000	245,000	3.8500	02157RAC1	9/13/2029	Stifel
Total Certificates of Deposit			21,568,000	\$ 21,555,026.11				

Stifel Securities	62,648,000.00	\$ 62,508,897.68
Stifel Cash		1,961,717.67
Stifel Total Value of Portfolio	62,648,000.00	\$ 64,470,615.35

CITY OF COVINA
Investment Transaction Summary
for the Month Ended August 31, 2024

Purchased Investments

Qty	Purch Date	Maturity	Date of Disposition	Share Price at Purchase Date	Net Trade Amount	Cost Basis		Accrued Interest	Issuer	CUSIP	Held by
						Value	Market Value				
10,000	08/12/24	8/12/2027		100.000000	\$ 1,000,000.00	\$1,000,000.00	\$ 1,000,000.00		FEDL Farm Credit Bank Bond	3133ERNS6	Stifel
2,450	8/27/2024	9/13/2029		100.000000	245,000.00	245,000.00	245,000.00		Altaone FED CR UN - Ridgecrest CA SHS CTF	02157RAC1	Stifel
2,450	8/27/2024	2/27/2026		100.000000	245,000.00	245,000.00	245,000.00		Marine FEDL CR UN- Jacksonvill NC SHS CTF	56824JBB9	Stifel
2,450	08/27/24	8/30/2027		100.000000	245,000.00	245,000.00	245,000.00		Workers FEDL Credit UN- Littleton MA SHS CTF	98138MCK4	Stifel
Total					\$ 1,735,000.00	\$1,735,000.00	\$ 1,735,000.00	-			

Sold/Matured Investments

Qty	Purch Date	Maturity	Date of Disposition	Share Price at Sale / Maturity Date	Original Cost Value	Par Value at Sale/Maturity	Gain / (Loss) on		Issuer	CUSIP	Held by
							Sale / Redemption	Interest Earnings Since Purchase			
10,000	02/05/24	2/9/2029	8/9/2024	100.000000	1,000,000.00	1,000,000.00	-	27,500.00		3134H1RR6	Stifel
10,000	02/06/23	2/24/2028	8/26/2024	100.000000	1,000,000.00	1,000,000.00	-	82,500.00		3130AUTV6	Stifel
10,000	05/17/23	5/25/2028	8/26/2024	100.000000	1,000,000.00	1,000,000.00	-	69,222.22		3130AW5P1	Stifel
2,450	06/23/22	8/30/2024	8/30/2024	100.000000	245,000.00	245,000.00	-	17,011.73		87164DTM2	Stifel
Total					\$ 3,245,000.00	\$3,245,000.00	\$ -	\$196,233.95			

Net Revenue Analysis - for Period Ending August 31, 2024

<u>Period</u>	<u>Interest Revenue</u>
Previous Month	\$239,956.41
Previous 12 mos.	\$2,707,179.68

California State Treasurer
Fiona Ma, CPA



Local Agency Investment Fund
 P.O. Box 942809
 Sacramento, CA 94209-0001
 (916) 653-3001

September 11, 2024

[LAIF Home](#)
[PMIA Average Monthly Yields](#)

CITY OF COVINA

CITY TREASURER
 125 E. COLLEGE STREET
 COVINA, CA 91723-2199

[Tran Type Definitions](#)

Account Number: 98-19-219

August 2024 Statement

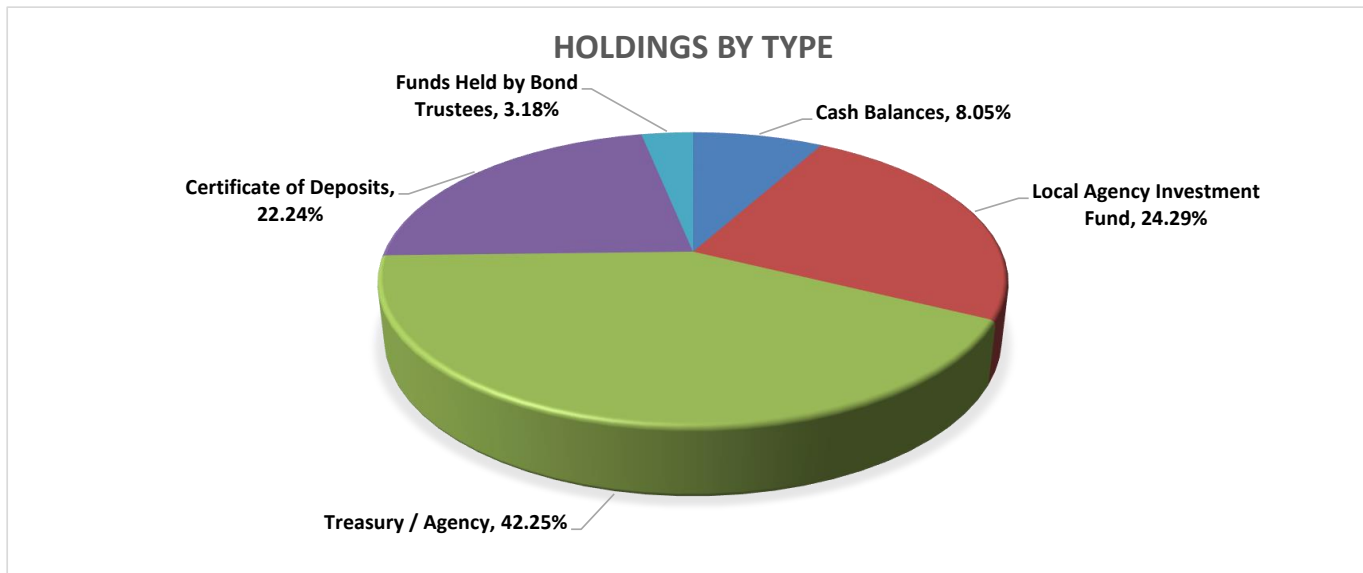
Effective Date	Transaction Date	Tran Type	Confirm Number	Web Confirm Number	Authorized Caller	Amount
8/16/2024	8/15/2024	RD	1758645	1719159	THERESA FRANKE	10,100,000.00
8/19/2024	8/19/2024	RD	1758674	1719193	THERESA FRANKE	1,400,000.00
8/20/2024	8/20/2024	RW	1758732	1719254	THERESA FRANKE	-5,100,000.00
8/28/2024	8/27/2024	RW	1758951	1719478	THERESA FRANKE	-2,000,000.00

Account Summary

Total Deposit:	11,500,000.00	Beginning Balance:	19,143,379.31
Total Withdrawal:	-7,100,000.00	Ending Balance:	23,543,379.31

CITY OF COVINA
Cash & Investment Holdings by Type as of August 31, 2024

	Statement Balance	Total Percentage
Cash Balances	\$7,802,523	8.05%
Local Agency Investment Fund	23,543,379	24.29%
Treasury / Agency	40,953,872	42.25%
Certificate of Deposits	21,555,026	22.24%
Funds Held by Bond Trustees	3,077,739	3.18%
Total	\$96,932,539	100.00%



*Average Investment coupon rate: 4.62% (based on weighted average of Original Cost Value)

**SUCCESSOR AGENCY TO THE COVINA REDEVELOPMENT AGENCY INVESTMENT REPORT
FOR THE MONTH ENDED AUGUST 31, 2024**

CASH AND INVESTMENT BALANCE	7/31/2024	\$5,738,638.90
RECEIPTS	8/1/24-8/31/24	0.00
DISBURSEMENTS	8/1/24-8/31/24	<u>(5,100,000.00)</u>
CASH AND INVESTMENT BALANCE	8/31/2024	<u><u>\$638,638.90</u></u>
 ANALYSIS OF CASH AND INVESTMENT BALANCE		
CHECKING ACCOUNT		\$73,817.64
LOCAL AGENCY INVESTMENT FUND	Attachment A-6	564,821.26
AVAILABLE CASH BALANCES		<u><u>\$638,638.90</u></u>
 CASH HELD BY BOND TRUSTEES		 <u>0.00</u>
TOTAL CASH AND INVESTMENT / BOND TRUSTEE CASH BALANCE	8/31/2024	<u><u>\$638,638.90</u></u>

The purpose of this report is to provide readers with the overall cash position of the Successor Agency to the Covina Redevelopment Agency (Agency). There is sufficient investment liquidity to meet the pooled expenditures of all Agency's funds for the next 6 months.

**SUCCESSOR AGENCY TO THE COVINA REDEVELOPMENT AGENCY
CASH AND INVESTMENT SUMMARY
FOR THE MONTH ENDED AUGUST 31, 2024**

TYPE OF INVESTMENT	ISSUER	BANK VALUE	ACQUISITION DATE	DATE	MARKET VALUE
Successor Agency to the Covina Redevelopment Agency:					
Checking Account	BMO	\$73,817.64	N/A	Demand	\$73,817.64
Local Agency Investment Fund	State of California	564,821.26		Demand	564,821.26
Subtotal (A)		\$638,638.90			\$638,638.90
Cash Held With 3rd Party Administrator:					
(1) 2013 Series A Tax Allocation Bonds Fiscal Agent: U.S. Bank	U.S. Bank*	\$0.0	N/A	Demand	(\$0.00)
(2) 2014 Series A Tax Allocation Bonds Fiscal Agent: U.S. Bank	U.S. Bank*	0.00	N/A	Demand	0.00
(3) 2004 Series B Tax Allocation Bonds Fiscal Agent: U.S. Bank	U.S. Bank*	0.00	N/A	Demand	0.00
Subtotal (B)		(\$0.00)			(\$0.00)
TOTAL (A+B)		\$638,638.90			\$638,638.90

The purpose of this schedule is to show the total cash and investments held by the Successor Agency to the Covina Redevelopment Agency by account.

* Formerly BNY Mellon

California State Treasurer *Fiona Ma, CPA*



Local Agency Investment Fund
P.O. Box 942809
Sacramento, CA 94209-0001
(916) 653-3001

September 11, 2024

[LAIF Home](#)
[PMIA Average Monthly Yields](#)

S/A CITY OF COVINA FOR COVINA
REDEVELOPMENT AGENCY
FINANCE DIRECTOR
125 EAST COLLEGE STREET
COVINA, CA 91723-2199

[Tran Type Definitions](#)

Account Number: 65-19-007

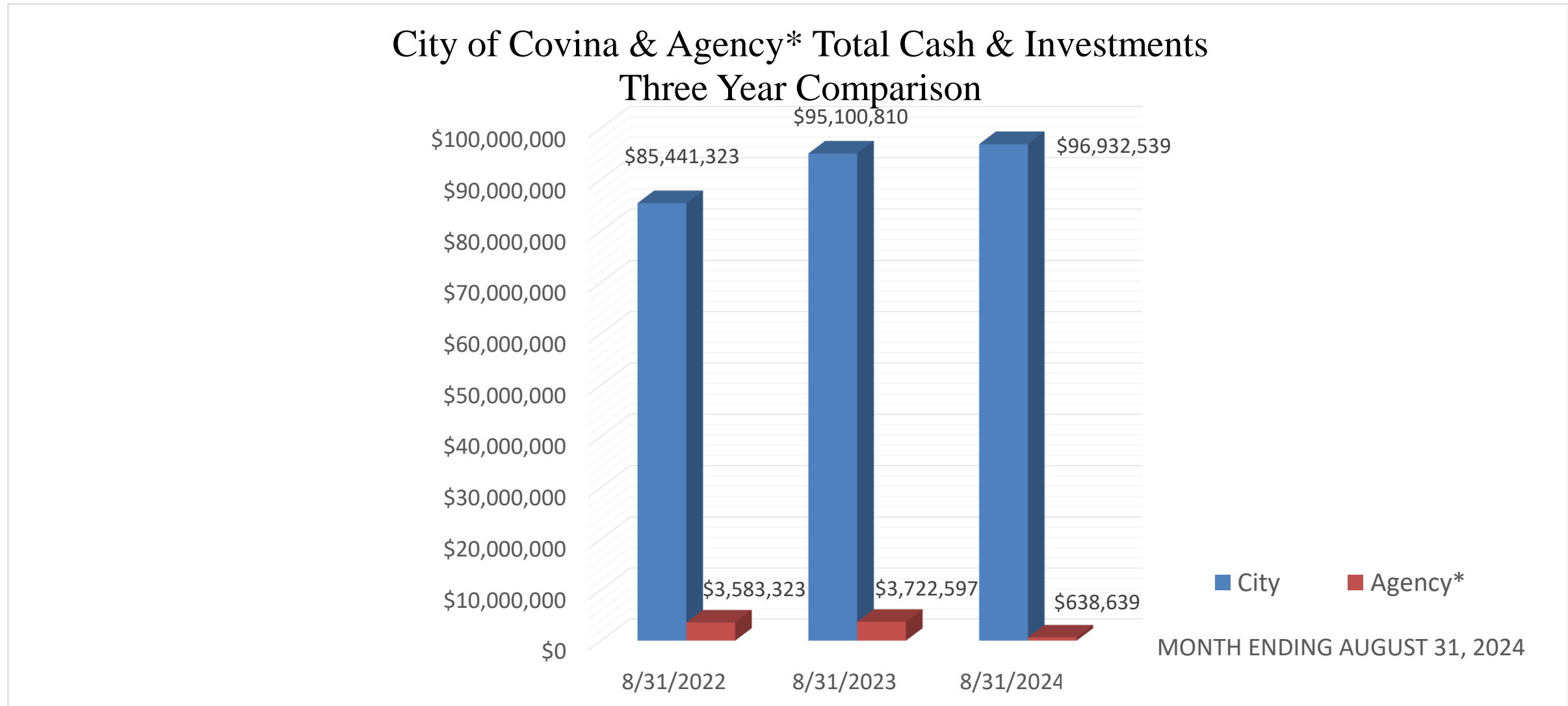
August 2024 Statement

Account Summary

Total Deposit:	0.00	Beginning Balance:	564,821.26
Total Withdrawal:	0.00	Ending Balance:	564,821.26

**CITY OF COVINA AND SUCCESSOR AGENCY TO THE COVINA REDEVELOPMENT AGENCY
Cash and Investments Three Year Comparison as of August 31, 2024**

Quarter Ending	City	Agency*
8/31/2022	\$85,441,323	\$3,583,323
8/31/2023	\$95,100,810	\$3,722,597
8/31/2024	\$96,932,539	\$638,639



The purpose of this schedule is to show, for comparison purposes, the total cash and investment values for the last 3 years.

*Successor Agency to Covina Redevelopment Agency



State of California Pooled Money Investment Account Market Valuation 8/31/2024

Description	Carrying Cost Plus Accrued Interest Purch.	Fair Value	Accrued Interest
United States Treasury:			
Bills	\$ 38,762,111,485.82	\$ 39,291,586,739.00	NA
Notes	\$ 55,200,844,865.61	\$ 55,236,928,686.50	\$ 364,480,741.50
Federal Agency:			
SBA	\$ 240,366,494.48	\$ 245,583,041.80	\$ 1,164,809.28
MBS-REMICs	\$ 1,368,214.04	\$ 1,350,447.78	\$ 5,968.72
Debentures	\$ 7,848,894,725.68	\$ 7,837,807,600.00	\$ 84,163,902.00
Debentures FR	\$ -	\$ -	\$ -
Debentures CL	\$ 2,050,000,000.00	\$ 2,054,902,550.00	\$ 25,868,040.00
Discount Notes	\$ 25,189,108,930.46	\$ 25,528,006,150.00	NA
Supranational Debentures	\$ 2,599,568,038.71	\$ 2,601,212,350.00	\$ 28,168,764.00
Supranational Debentures FR	\$ -	\$ -	\$ -
CDs and YCDs FR	\$ -	\$ -	\$ -
Bank Notes			
CDs and YCDs	\$ 13,350,000,000.00	\$ 13,358,112,156.40	\$ 225,375,180.58
Commercial Paper	\$ 9,467,742,041.75	\$ 9,590,637,541.71	NA
Corporate:			
Bonds FR	\$ -	\$ -	\$ -
Bonds	\$ 842,474,470.22	\$ 836,522,823.00	\$ 8,086,743.53
Repurchase Agreements	\$ -	\$ -	\$ -
Reverse Repurchase	\$ -	\$ -	\$ -
Time Deposits	\$ 5,259,000,000.00	\$ 5,259,000,000.00	NA
PMIA & GF Loans	\$ 418,402,000.00	\$ 418,402,000.00	NA
TOTAL	\$ 161,229,881,266.77	\$ 162,260,052,086.19	\$ 737,314,149.61

Fair Value Including Accrued Interest \$ 162,997,366,235.80

Repurchase Agreements, Time Deposits, PMIA & General Fund loans, and Reverse Repurchase agreements are carried at portfolio book value (carrying cost).